

Reception Homework Trail (Term 4 2024–2025)



Weekly homework tasks

Reading

You might like to visit the library and take a photograph of yourselves reading your favourite story. Don't forget to keep reading your Big Cat Phonics Book.

Mathletics

Please continue to complete challenges and activities on your Mathletics account

Phonics

Could you make and play a phonics game called Rainbow Letters? Simply use coloured paper, a dice and a pen to create a stepping-stone for the sounds that we have been learning. Roll the dice, and jump along and say the sound you land on. Why not get your family members to play too? The phonics mats are attached to help you.

Off on the trail...



You must complete three squares in a row, passing vertically, horizontally or diagonally through the middle square.

Can you make a model of a minibeast?

You could use playdough, paper or card, construction toys, empty cardboard tubes and boxes. Think about how you will make the different parts of the minibeast body. How will you attach its legs or wings? Will you make a butterfly or ant? We can't wait to see your creations!

Can you go for a walk and record the signs of spring?

Go for a walk with your family around a garden or park. Look carefully to see what plants and flowers you can see growing. Draw some pictures, take some photos or recordings of sounds you can hear.

Can you grow a plant?

Try growing some plants or flowers at home. You could try planting some seeds in a pot or in your garden. Remember to give your seeds some water and put them somewhere sunny. Cress seeds grow quite quickly or you could try planting some flowers.

Can you go on a 3D shape hunt?

This term, we will be exploring the properties of 3D shapes. Look at the pictures on the next page. Can you find some real life examples of 3D shapes around your home? You could take photos of the items and sort them into groups and take a picture.

Can you make a story jar?

To celebrate World Book Day in March, we would like you to make a story jar. After choosing your favourite story, can you fill a jar with some clues for us to guess the story? You might draw some pictures of the characters in the book and add some labels or add some small world figures. There are some examples on the next page for you to look at.

Can you find out the names of baby animals?

During spring, lots of animals have their babies. Can you find out the names of some baby animals? You can draw a picture of the animals in your book and write some labels of their names? What is a baby pig, duck or sheep called?

Can you make a weather chart?

Make a weather chart and record the weather for a week. Write the days of the week on the chart and each day draw a picture to show the weather for that day. How many different types of weather did you see?

Can you show the life-cycle of a butterfly?

There are 4 stages of how a caterpillar turns into a butterfly. Can you show us what they are? You could just draw these in your book or be as creative as you like!

Can you make a rain gauge?

Put a plastic container or the bottom half of a plastic bottle outside. How much rain have you collected after a few days? How could you measure the amount of rain that you have collected?



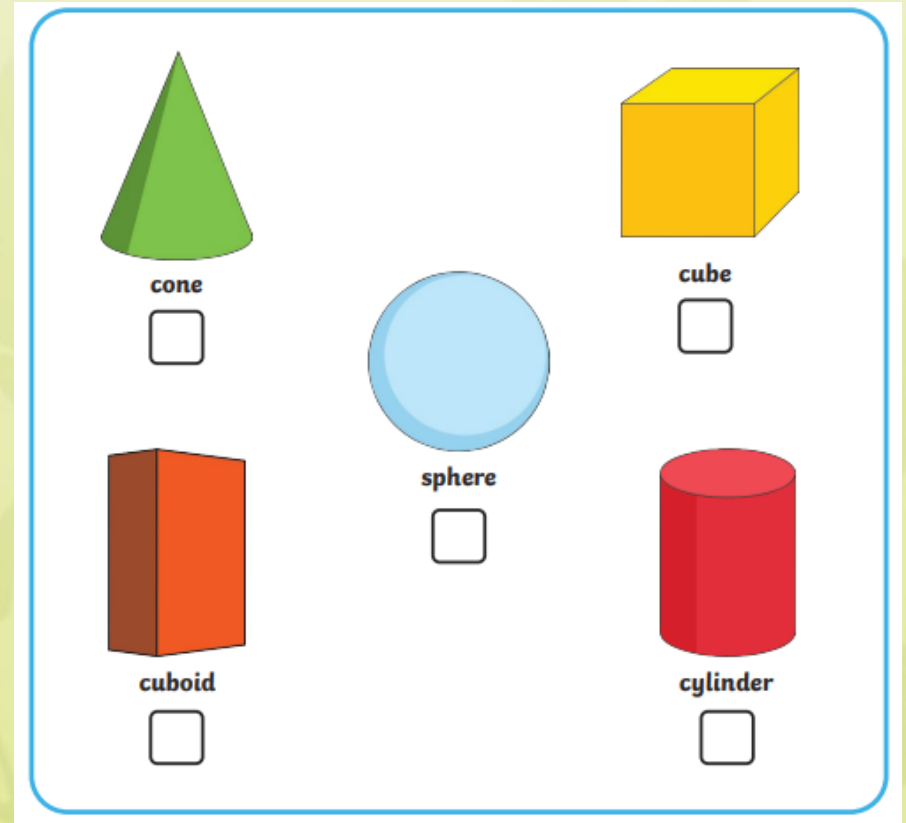

The Extra Mile...

Can you complete any 6 squares on the grid to get your Extra Mile sticker.



Homeward Bound...Record all your homework in your homework book. You do not need to bring in your homework each week to be checked. We will be holding a Trail End Homework Showcase in class on Wednesday 23rd April when you can share your homework with the class and celebrate your hard work.

Can you make a story jar? Here are some examples!




























Can you find some real life examples of these 3D shapes around your home?















Here is a sound mat to help you create the phonics game:

Grapheme mat

Phases 2 and 3

| | | | | | | | | |
|---|--|--|--|--|--|--|--|--|
|  s ss |  t tt |  p pp |  n nn |  m mm |  d dd |  g gg |  c ck cc |  r rr |
|  h |  b bb |  f ff |  l ll |  j j |  v vv |  w |  x |  y |
|  z zz s |  qu |  ch |  sh |  th |  ng |  nk | | |

| | | | | |
|---|---|---|---|---|
|  a |  e |  i |  o |  u |
|---|---|---|---|---|

| | | | | | | |
|---|---|--|---|---|--|--|
|  ai |  ee |  igh |  oa |  oo |  oo |  ar |
|  or |  ur |  er |  ow |  oi |  ear |  air |