


**Year 1 Maths Activity Mat: Autumn 1**

①

**Section 1**  
How many carrots are here?



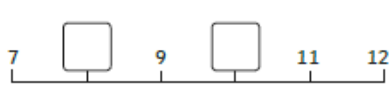
**Section 4**

10-1-

9-1-

13-1-


**Section 6**  
Put the missing numbers on the number line.



**Section 2**  
Write the number that is one more.


12 →     16 →     19 →

**Section 5**  
Write a number statement for the picture.



+  =


**Section 7**  
Amir has 9 toy cars. He loses 1 car. How many cars does he have left?



**Section 3**  
Write the numbers in the box.

twelve     eight     seventeen

**Section 8**  
What's next? Write 3 more numbers in this sequence.




**Year 1 Maths Activity Mat: Autumn 1**

②

**Section 1**  
Double these numbers.

8 →     6 →

**Section 4**  
There are 5 pink fish and 6 blue fish. How many fish are there altogether?




**Section 5**  
Put a circle around the odd numbers.

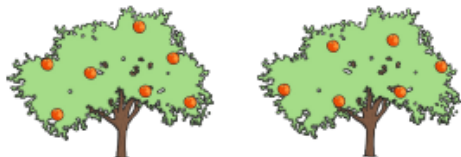
8                      10

11                    9                      12


**Section 2**  
Add the coins.



**Section 6**  
Tick the tree with the fewest apples.



**Section 3**  
Count back. Fill in the missing numbers.



**Section 7**

1 less than 14 is →

1 less than 15 is →

1 less than 17 is →

**Section 8**  
Add 1 more bottle. How many bottles are there now?

