

Introduce


We are learning a new phoneme ar and how to read and write it.

ar

ar *Tune: Campdown Races*

"Open wide,"
the doctor said.
/ar!! /ar!!
"Let me look
at your sore throat.
Please say, '/ar!!'"

Action: Open your mouth wide, and say ah.

A cartoon illustration of a doctor with red hair and glasses, wearing a white lab coat, examining a young girl's throat with a stethoscope. The girl is sitting on a green box and has her mouth open. The doctor is holding a clipboard with a graph on it.

Revisit

Can you help the monsters remember the sounds we have learnt so far?



<https://www.teachyourmonstertoread.com/digital-flashcards>

Choose GPCs

| | | | | | | | |
|----|----|---|----|---|----|---|---|
| s | a | t | p | i | n | m | • |
| d | g | o | c | k | ck | e | • |
| u | r | h | b | f | ff | l | • |
| ll | ss | j | qu | v | w | x | • |

Navigation icons: up arrow, down arrow, four dots, three dots, checkmark.

Click on the link above to access on-line flashcards. Once you get to this screen, select the sounds and press the tick.

S A T P I N M D G O C K C K E
U R H B F F F L L S S J Q U V W X
Y Z Z Z Q U S H C H T H N G A I E E
I G H O A O O

Show your child each sound and see if they can remember them!

Teach

Click on the picture below to see how to say the 'ar' sound.



ar

Sing to: Camptown Races

"Open wide," the doctor said.

/ar/! /ar/!

"Let me look at your sore throat.

Please say, /ar/!"

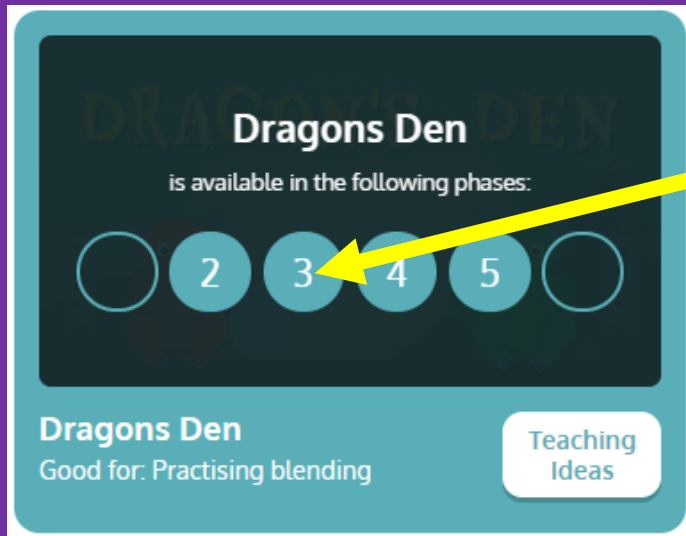


Open your mouth
wide and say ar

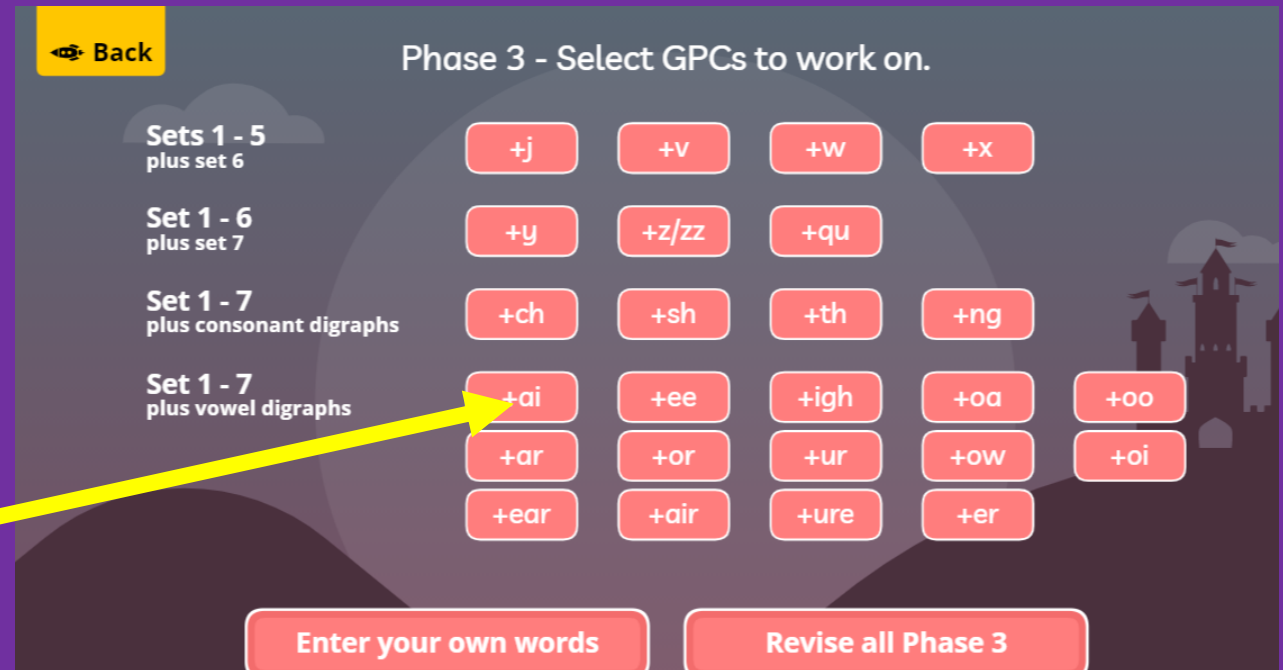
Practise

Play Dragons Den. Model soundtalking each sound in the word on the egg and then blending the sounds together and saying the final word. Ask your child to repeat this process. Ask the children to decide whether the word is real or fake.

<https://www.phonicsplay.co.uk/resources/phase/3/dragons-den>




When you enter the game, select Phase 3 then +ar



Apply

Can you write the word that matches the picture - Each word uses the ar sound!



Extension - If your child is confident, can they write a sentence about one of the pictures? It is a snail. The rain is wet. We have not covered sentence writing in much detail yet this year, so this will be a new skill for many. You could start by talking to your child about sentence structure - e.g starting with a capital letter, finger spaces between words and full stops.