


## Maths instructions Monday 18th January

For today's lesson please click [here](#) and select session 1 from 'Alive in 5' week 3. There is also a PDF prompt sheet next to the video that you can use after completing the interactive video lesson. This prompt sheet is also in the grid.

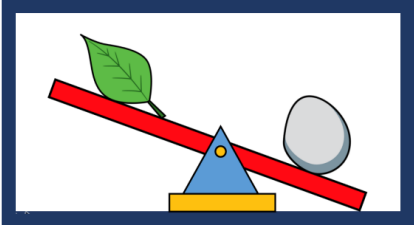
### Session 1



#MathsEveryo


#MathsEveryoneCan

Explore what happens when you put different objects on the balance scales.  
What do you notice? Which objects make the scales tip?




Key vocabulary
heavy
light
heavier than
lighter than

If you don't have a set of balance scales, try placing an object on each hand to see which feels heavier.



White Rose Maths



For an extra challenge today, can you find five sticks of different lengths and put them in order from the shortest to the longest. You can use the paper activity version in the grid if you want to but real sticks are better! Take a photo of your ordered sticks.