

1. What Am I?

Find a quiet spot or perhaps play this game instead of a bedtime story. Read the description of the animal on the card. Can your child tell you what it is? There are some more 'What am I?' cards on the next page.

What am I?

I have four legs
I like to chase mice
I say "mieaow"




Listening and Attention Why is it Important?

Being able to communicate is not just about talking. Along with getting your own message across, being able to listen, pay attention, interact, play and understand what's being said are the fundamental building blocks of communication. Here are lots of activities to help you and your child. This can help them learn, make friends and have fun! – Find out more from



2. Clap the Syllables

Syllables are sometimes referred to as the 'beats' of a word, and breaking a word into syllables can help with phonetic spelling later on. Choose some of your favourite words, maybe names of people that are special and clap the 'beats' in the word. Once your child is confident, there are some game cards on the next few pages. Read the word to your child, clap the beats and count how many beats each word has!



3. Listening Walk

Take your child on a listening walk around your local area. Explain that you are going to listen for any sounds and show them some examples. You could share this sound [clip](#) before you go and play Guess the sound! Tell your child that they have to walk very quietly and if they hear the sound, they must put up their hand and say what they think they have heard. You could integrate a 'listening Time' into any outing.



4. Spot the mistake

Sing a simple rhyme or song, but make a mistake – can children spot the mistake? Ask them to jump up and shout when they do!

Incy wincy spider climbing up... a tree
(should be spout)

The wheels on the... train go round and round
(should be bus)

Twinkle twinkle little... hat (should be star)



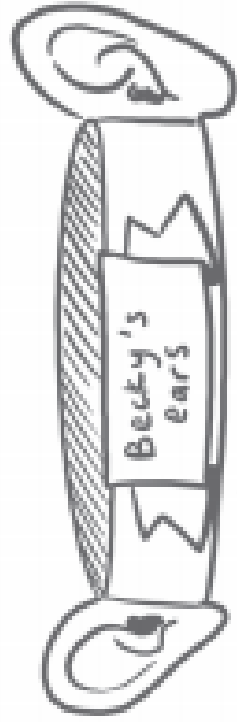
5. Listening Story

Give your child an object or picture relating to a word in a story. When they hear their word said while listening to the story, they have to stand up.

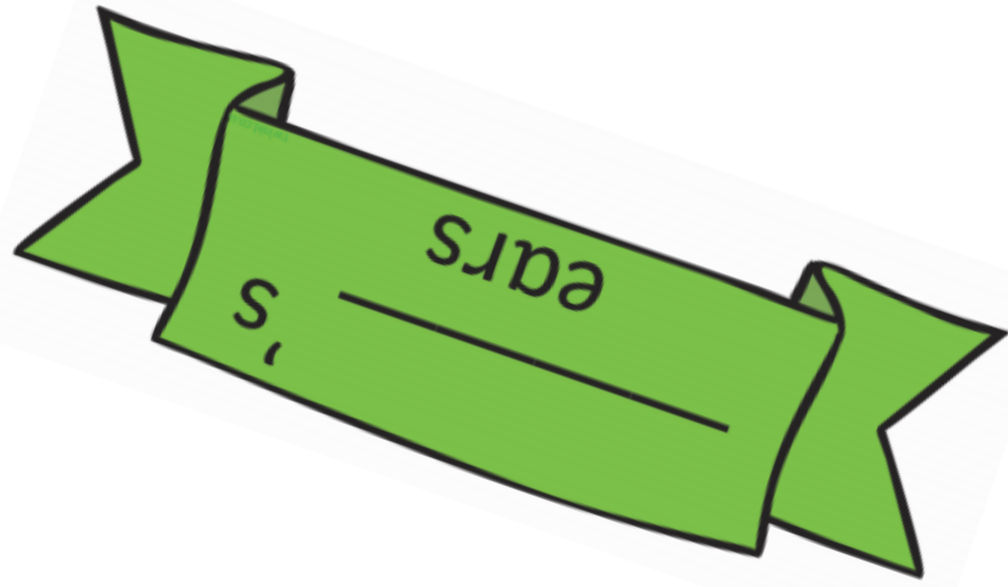
In a similar way, this can be played with songs and nursery rhymes – for example in 'Old MacDonald: hand out animals from the song, when their animal is named your child stands up!



Make Your Own Listening Ears




Glue or tape the ears onto a strip of card. Bend the card round and tape into place to fit child's head.



Activity 1 – What am I?


Print and fold the card in the middle so the answer is on the back.

What am I?
I have four legs.
My coat is used for wool.
I say 'baaaaaa'.




twinkl.co.uk

What am I?
I have four legs.
I look like a horse.
I have black and white stripes.




twinkl.co.uk

What am I?
I have eight legs.
I eat flies.
I live in a web.




twinkl.co.uk

What am I?
I have six legs.
I can fly.
I am red with black spots.




twinkl.co.uk

What am I?
I have four legs.
I am big and grey.
I have a trunk.




twinkl.co.uk

What am I?
I have four legs.
I like to eat carrots.
I have two long ears.




twinkl.co.uk

What am I?
I have no legs.
I slither and slide.
I say 'hisssss'.



twinkl.co.uk

What am I?
I have lots of legs.
I like to eat leaves.
One day I will turn into a butterfly.



twinkl.co.uk

Activity 2 – Clap and count the Syllables

mouse



1 2 3 4

dog



1 2 3 4

panda



1 2 3 4

parrot



1 2 3 4

cat



1 2 3 4

lion



1 2 3 4