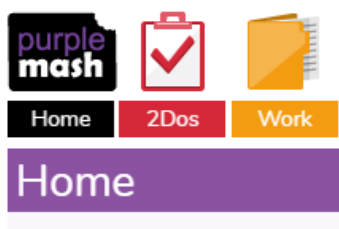


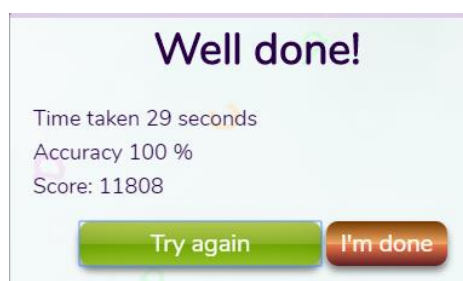
Purple Mash – a user guide

Purple Mash is a cross-curricular website which provides a platform for open-ended educational tools and games. There are a huge range of scaffolded writing templates, on subjects from English and history to art and science. By now, many of you will have a much greater understanding of what Purple Mash is capable of and what you can do on the website.

As many of you will have found out, your teacher is able to set specific tasks for you to complete. These are called '2Dos' and appear in your '2Do' folder.

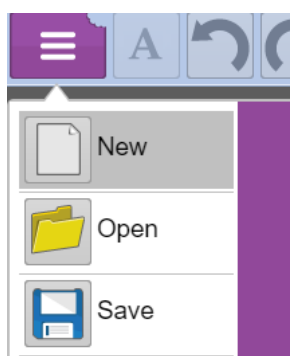


All '2Do' task will be on your Unexpected Adventure Trail. Some might be a game, some might be a written task, some might be an art or creative task.



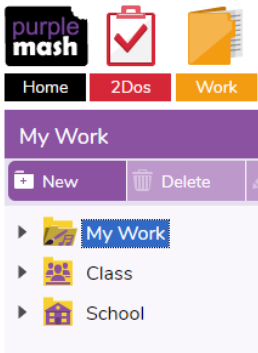
If you have been set a game, there will not be completed 'work' to hand in at the end. However, your score will be saved and your teacher will be able to see if you have played the game and how you did.

You may play these games as often as you like.



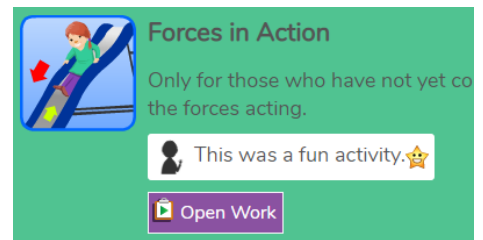
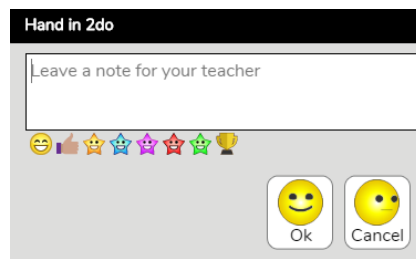
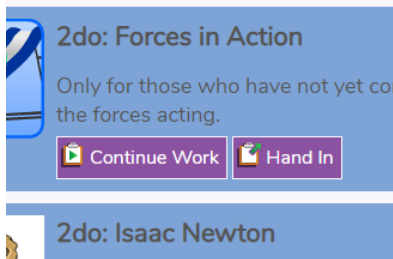
Written and creative '2Dos' will need to be saved.

To save your work, you will need to click on the purple box (known in Purple Mash as the 'Hamburger') at the top left of your screen and then click on save. This should automatically save your work into the relevant '2Do' folder for your class.



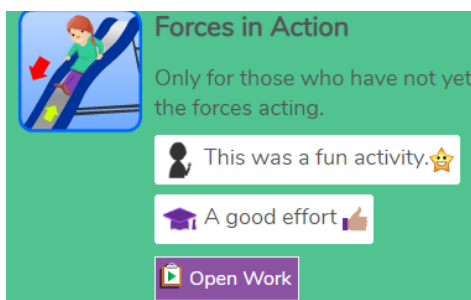
If you are given a choice of saving locations (most '2Dos' automatically save into the correct folder) please ensure that your work is saved into your 'My Work' folder and NOT the class folder; in the class folder your work will be able to be seen by everyone in the class.

When you have completed a task, go back into your '2Do' folder and click on 'Hand In'. You might want to leave a comment to let your teacher know anything important about the task: whether you enjoyed it or, perhaps, what aspects were tricky.

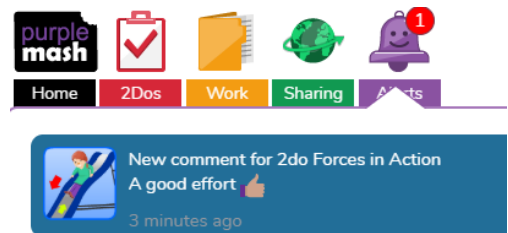


Your '2Do' will then go green and drop to the bottom of the list.

All written and creative tasks that have been set using '2Do' will be marked by your teacher and feedback will be given to you. This will appear on your task in your '2Dos':



And you may be sent an 'Alert' to let you know.



Occasionally, if your teacher thinks that your work could be a little more accurate or contain a little more information, they might set you a 'Redo'. You will need to carry out the changes and then 'Hand In' the work again.