





























In Year 1 we have been learning our **Phase 5** phonics.

Can practise calling out these graphemes each day?

ay 	ou 	ie 	ea 	oy 	ir 	ue 	ue 
aw 	wh 	ph 	ew 	ew 	oe 	au 	ey 
a-e 	e-e* 	i-e 	o-e 	u-e 	u-e 		

*even

Other than calling out loud from this sheet you could make some of your own cards with these graphemes on them and have fun whilst practising your sounds. Here are a few examples, but I'm sure you will come up with some of your own games too!









 <p>‘SPLAT!’ One person calls out a sound and the other person splats the corresponding cards. How quickly can you spot it?</p>	 <p>‘We’re going on a phonics hunt!’ Ask someone to hide some of your sounds around the house or garden. Then go on a sound hunt to find them all!</p>	 <p>‘Shoot the sound!’ Listen to the sound being called and shoot it. This could also be done with water guns and chalk sounds written in the garden.</p>
 <p>Matching Pairs Make two sets of your sounds and turn them all over. Select two sound cards and if they match then you get to keep them.</p>	 <p>SNAP! You will also need two sets of sounds for this game. Each player has half the cards (if there are 2 of you). You take it in turns to lay a card, if they match then you say the sound out loud. The quickest player wins all the cards in the pile.</p>	 <p>Stepping Stones Say the sounds as you hop, skip or jump from sound to sound in your house or in the garden.</p>

Phonics Play


There are lots of games on phonics play that will help you practise your segmenting and blending. Here are a few of our favourites! The children will be familiar with these activities from class.

This site is still offering free access to all games and activities.

<https://www.phonicsplay.co.uk/>

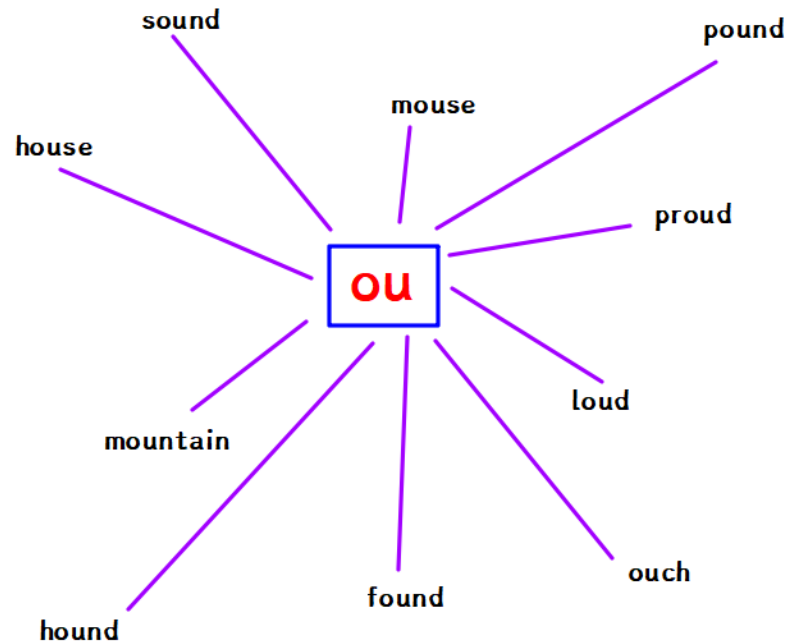
 <p>Quick reading tests with options including: phases, colours, numbers, Y's phonics check or words you enter yourself.</p>	<p>Great for segmenting and blending real and fake words. It also allows you to practise colours, dates, numbers and maths words.</p>	 <p>A version of 'Buried Treasure'. Blend to read the words on the snacks. Are they real or fake? Great for: Practising blending</p>	<p>This game is good if you want to practise blending sounds to read words. You then have to decide if the word is real or fake and drag to the correct place.</p>
 <p>A version of 'Buried Treasure'. Blend to read the words on the eggs. Are they real or fake? Great for: Practising blending</p>	<p>This game is good if you want to practise blending sounds to read words. You then have to decide if the word is real or fake and drag to the correct place.</p>	 <p>Blend to read the words on the coins. Are they real or fake? Great for: Practising blending</p>	<p>This game is good if you want to practise blending sounds to read words. You then have to decide if the word is real or fake and drag to the correct place.</p>
 <p>Look at the flashcard and say the sound. How quickly can you go? Great for: Grapheme recognition</p>	<p>Practise your grapheme recognition with these fun flashcards.</p>	 <p>Look at the flashcard and say the sound. How many cards can you get through in the time limit? Great for: Building speed</p>	<p>Practise saying your sounds out loud at high speed. You are timed and given a score at the end.</p>
 <p>A tricky word (and other HFW) flashcards game. Great for: Practising reading tricky words.</p>	<p>This activity allows you to practise your 'tricky words'. These are words that can not necessarily be sounded out but just memorised by heart.</p>	 <p>Try reading new graphemes and tricky words in sentences. Links with daily plans. Great for: Applying</p>	<p>Apply what you have learnt by reading complete sentences. Can you spot the sound you have chosen? Can you spot any tricky words?</p>

Don't forget about all of our past sounds. You can revise any of these sounds too, from Phase 2 and 3 to keep your brains fresh and switched on!



How else can I practise my phonics in my 'Unexpected Adventure' trail book?

- Each day pick a sound. See how many words you think of to match that sound. For example:



- Choose words from your list and put them into full sentences. Don't forget to use a capital letter, finger spaces and a full stop.

For example:

I found a pound on the ground.

That sound is so loud.

There is a mouse in the house!